

# U92 - M411 - 1X01 - 7X

## OPTIONAL DUST COVER

0 - NO DUST COVER

D - WITH DUST COVER (SHIPPED BULK IN SAME BOX WITH CAGE & CONNECTOR ASSEMBLY)

## MOUNTING SCREWS

0 - NO MOUNTING SCREWS SHIPPED

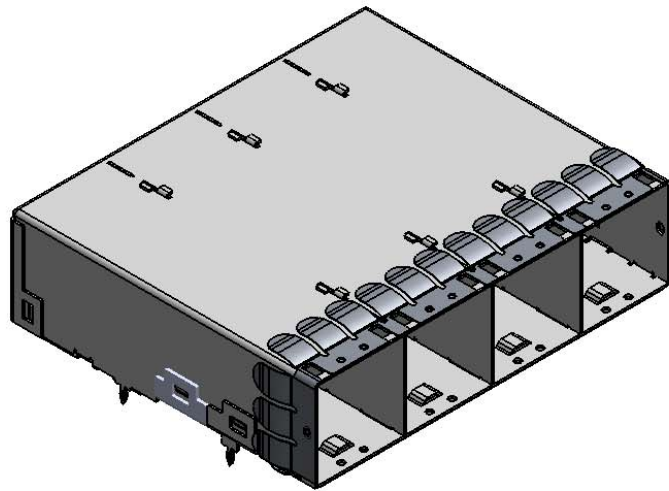
1 - WITH MOUNTING SCREWS M2 X 04 - 4.3 MM LONG SHIPPED BULK IN SAME TRAY WITH CAGE ASSEMBLIES

## CONTACT PLATING

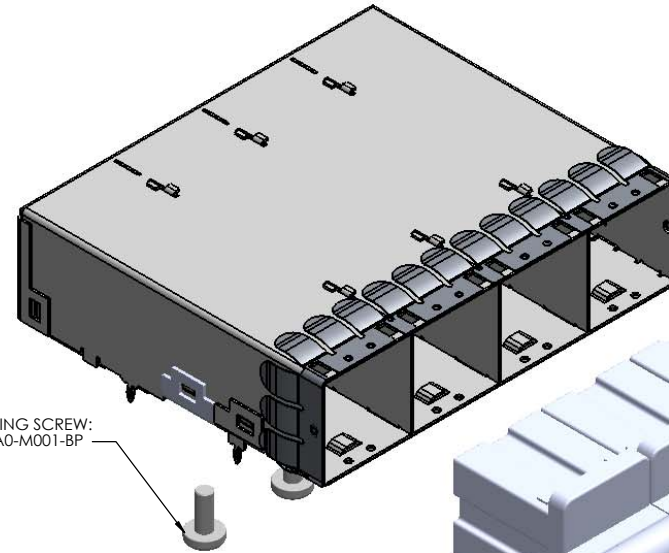
MATING AREA PLATING: 0.76 µm GOLD OVER 1.27 µm TO 3.81 µm OF NICKEL

PRESS FIT TAIL AREA PLATING: 0.381 µm TO 1.52 µm OF MATTE TIN OVER 1.27 µm TO 3.81 µm OF NICKEL (RoHS COMPLIANT PER RoHS DIRECTIVE 2011/65/EU)

REVISIONS			
REV.	DESCRIPTION	DATE	APPROVED
A	PROPOSAL	OCT. 19/16	J.SI
B	CHANGED TO MEET THE SAS-4/PCIe-4	JUL. 12/17	J.SI
C	CORRECTED THE "DIM. A" IN PAGE 4	MAY. 9/18	J.SI
D	ADD KEEP OUT AREA IN THE FOOTPRINT	JUL. 6/18	J.SI



PART # **U92-M411-1001-70** SHOWN  
(CAGE & CONNECTOR ASSEMBLY WITH NO SCREWS AND NO DUST COVER SHIPPED)



MOUNTING SCREW:  
U92-21A0-M001-BP

PART # **U92-M411-1D01-71** SHOWN  
(CAGE & CONNECTOR ASSEMBLY WITH SCREWS AND DUST COVER SHIPPED BULK)

DUST COVER:  
U92-2100-8000-BP

## NOTES:

### 1) MATERIAL

MAIN CAGE: PHOSPHOR BRONZE WITH NICKEL PLATING

EMI FINGERS: PHOSPHOR BRONZE WITH NICKEL PLATING

MOUNTING SCREW: AISI 1010 STEEL

CONNECTOR HOUSING: LCP

CONTACTS: PHOSPHOR BRONZE, FOR PLATING INFO. SEE PART NUMBER CONFIGURATION FOR OPTIONS.

### 2) PACKAGING:

TRAY PACKAGING



UNLESS OTHERWISE SPECIFIED:  
DIMENSIONS ARE IN MILLIMETERS  
TOLERANCES ARE:

DECIMALS	ANGLES
.X ±0.25	X° ±1°
.XX ±0.13	X.X° ±0.5°



DO NOT SCALE DRAWING

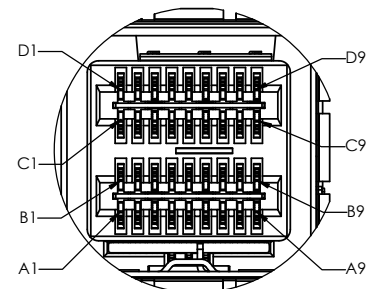
APPROVAL	DATE
DRAWN: Mike.H	OCT 19/16
CHECKED: Chigow.X	OCT 19/16
QA APPR:	
ME APPR:	
ENG. REL. NO.	J.SI OCT 19/16
NSCM:	

**Amphenol High Speed Interconnects**  
A Division of Amphenol Corp. www.amphenol-highspeed.com

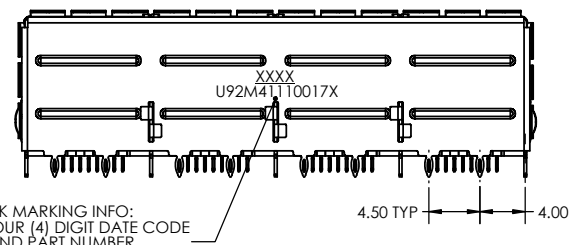
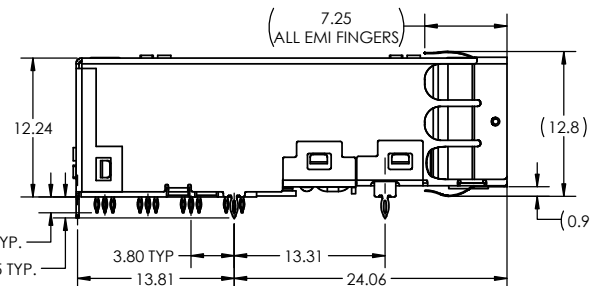
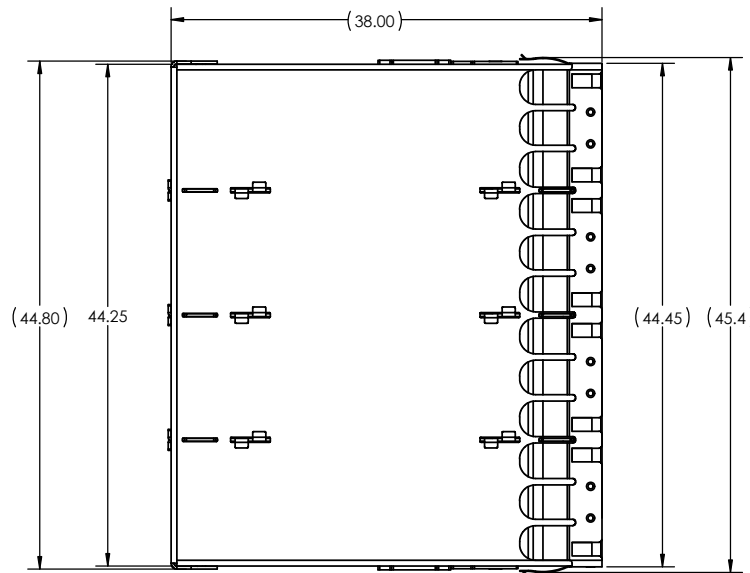
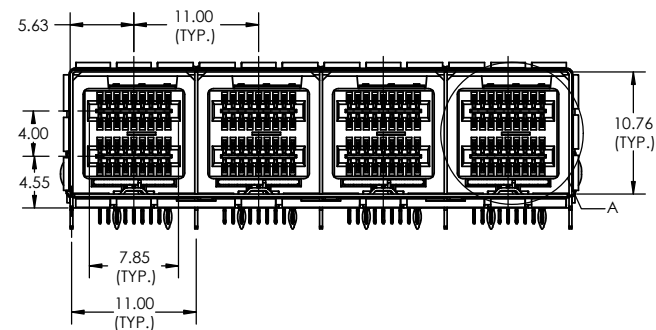
**24GBPS - 16X MINI SAS HD  
CAGE AND CONNECTOR  
4 PORT ASSEMBLY  
WITH LONG EMI FINGERS**

SIZE	DWG. NO.	REV
	P-U92-M411-1X01-7X	D
SCALE: 1:1	PROJECT: HD	SHEET 1 OF 4

REVISIONS			
REV.	DESCRIPTION	DATE	APPROVED
A	PROPOSAL	OCT. 19/16	J.SI
B	CHANGED TO MEET THE SAS-4/PCIe-4	JUL. 12/17	J.SI
C	CORRECTED THE "DIM. A" IN PAGE 4	MAY. 9/18	J.SI
D	ADD KEEP OUT AREA IN THE FOOTPRINT	JUL. 6/18	J.SI



DETAIL A  
SCALE 6 : 1

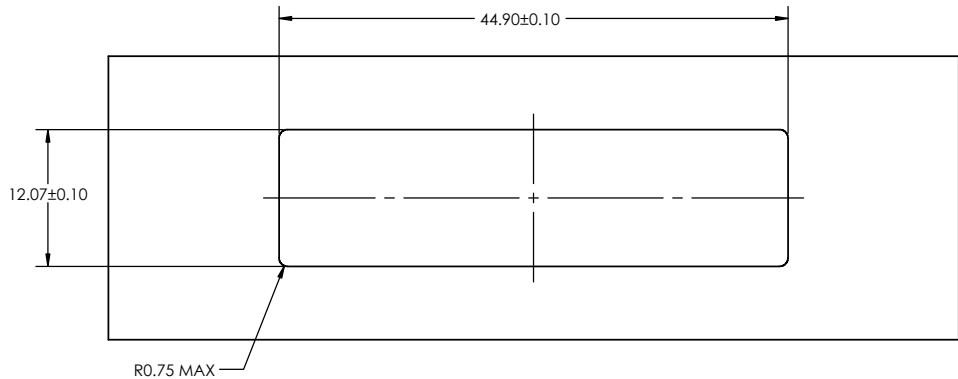


INK MARKING INFO:  
FOUR (4) DIGIT DATE CODE  
AND PART NUMBER

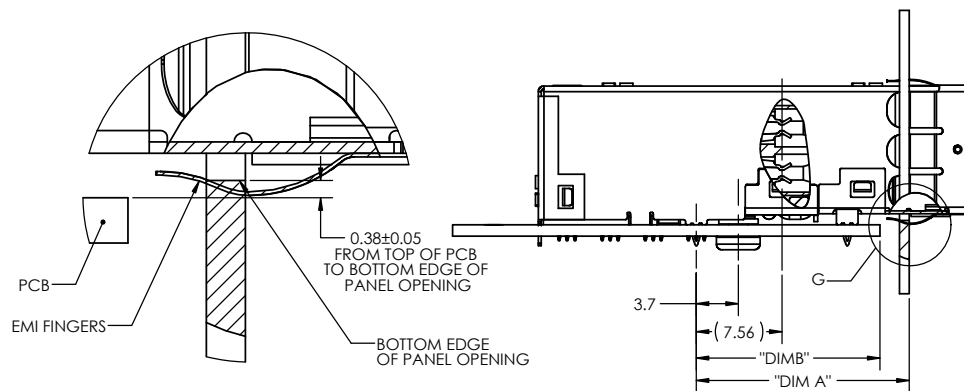
UNLESS OTHERWISE SPECIFIED: DIMENSIONS ARE IN MILLIMETERS TOLERANCES ARE:		APPROVAL		DATE		<b>Amphenol High Speed Interconnects</b> A Division of Amphenol Corp. <a href="http://www.amphenol-highspeed.com">www.amphenol-highspeed.com</a>							
		DRAWN		Mike.H						OCT 19/16			
		CHECKED		Chigow.X		OCT 19/16		24GBPS - 16X MINI SAS HD CAGE AND CONNECTOR 4 PORT ASSEMBLY WITH LONG EMI FINGERS					
		QA APPE.											
		ME APPE.											
DECIMALS		ANGLES				SIZE							
.X ±0.25		X° ±1°								DWG. NO.		P-U92-M411-1X01-7X	
.XX ±0.13		X.X° ±0.5°						SCALE: 2:1		PROJECT: HD		SHEET 2 OF 4	



REV. DESCRIPTION DATE APPROVED		
A	PROPOSAL	OCT. 19/16 J.SI
B	CHANGED TO MEET THE SAS-4/PCIe-4	JUL. 12/17 J.SI
C	CORRECTED THE "DIM. A" IN PAGE 4	MAY. 9/18 J.SI
D	ADD KEEP OUT AREA IN THE FOOTPRINT	JUL. 6/18 J.SI

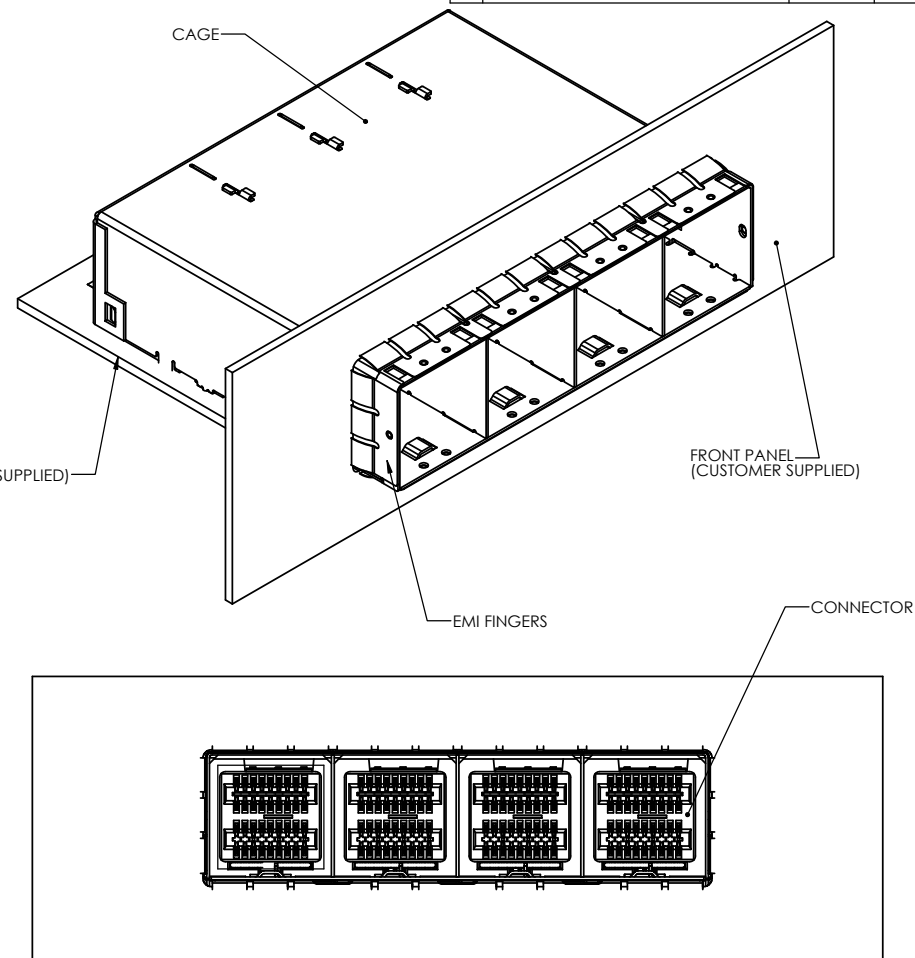


RECOMMENDED PANEL CUTOUT  
FOR **SINGLE LEVEL** MOUNTING



DETAIL G  
SCALE 12:1

APPLICATION	DIM A	DIM B
OTHER M/B BRACKET	20.08	18.19
PCI BRACKET	19.00	17.10



UNLESS OTHERWISE SPECIFIED: DIMENSIONS ARE IN MILLIMETERS TOLERANCES ARE:		APPROVAL	DATE	<b>Amphenol High Speed Interconnects</b> A Division of Amphenol Corp. <a href="http://www.amphenol-highspeed.com">www.amphenol-highspeed.com</a>	
DECIMALS	ANGLES	DRAWN			
.X ±0.25	X° ±1°	CHECKED			
.XX ±0.13	X.X° ±0.5°	QA APPR.			
		ME APPR.			
		DWG APPR.		<b>24GBPS - 16X MINI SAS HD CAGE AND CONNECTOR 4 PORT ASSEMBLY WITH LONG EMI FINGERS</b>	
		ENG. REL. NO.			
		NSCM:			
DO NOT SCALE DRAWING		SCALE: 1:1	PROJECT: HD	SHEET 4 OF 4	