

PN: UE36-C16204-06001  
SHOWN

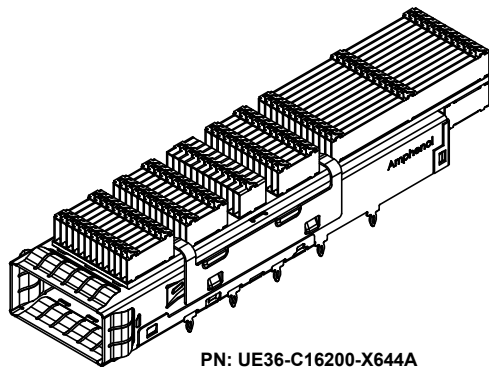
**AMPHENOL PART NUMBER CONFIGURATION**  
UE36 - C1620 X - X 6 XX X

**VENTING OPTION**  
0 = STANDARD  
4 = TOP CLOSED

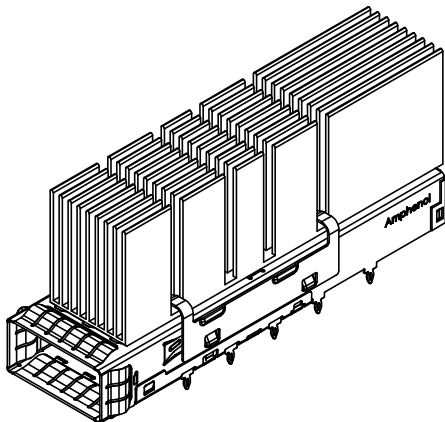
**HEATSINK MATERIAL & FINISHING OPTION**  
0 = ALUMINUM, NICKEL PLATING  
1 = ALUMINUM, BLACK ANODIZED  
2 = ALUMINUM, NATURAL ANODIZED

**PACKAGING OPTION**  
1= TRAY PACKAGING(HEAT SINK AND CLIP SHIPPED LOOSE)  
A= TRAY PACKAGING(HEAT SINK AND CLIP SHIPPED ASSEMBLED)  
2= TRAY PACK ON "A", WITH DUST COVER

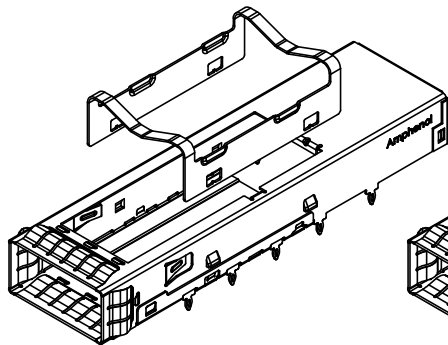
**HEAT SINK OPTION**  
00= NO HEAT SINK  
01= NO HEAT SINK, WITH CLIP  
A2= WITH FIN PIN STYLE HEAT SINK(H=4.2MM; PCI HEIGHT, FRONT-BACK AIR FLOW)  
A3= WITH FIN PIN STYLE HEAT SINK(H=6.5MM; SAN HEIGHT, FRONT-BACK AIR FLOW)  
A4= WITH FIN PIN STYLE HEAT SINK(H=13.5MM; TALL HEIGHT, FRONT-BACK AIR FLOW)  
A5= WITH FIN PIN STYLE HEAT SINK(H=4.5MM; SPECIAL HEIGHT )  
A6= WITH FIN PIN STYLE HEAT SINK(H=21.5MM; SPECIAL HEIGHT )  
BR= WITH SQUARE PIN STYLE HEAT SINK(H=3.0MM; CUSTOM HEIGHT )  
B2= WITH SQUARE PIN STYLE HEAT SINK(H=4.2MM; PCI HEIGHT )  
B3= WITH SQUARE PIN STYLE HEAT SINK(H=6.5MM; SAN HEIGHT )  
B4= WITH SQUARE PIN STYLE HEAT SINK(H=13.5MM; TALL HEIGHT )  
BJ= WITH SQUARE PIN STYLE HEAT SINK(H=9.5MM; SPECIAL HEIGHT )  
C2= WITH FIN PIN STYLE HEAT SINK(H=4.2MM; PCI HEIGHT, SIDE TO SIDE AIR FLOW)  
C3= WITH FIN PIN STYLE HEAT SINK(H=6.5MM; SAN HEIGHT, SIDE TO SIDE AIR FLOW)  
C4= WITH FIN PIN STYLE HEAT SINK(H=13.5MM; TALL HEIGHT, SIDE TO SIDE AIR FLOW)  
D6= WITH FIN PIN STYLE HEAT SINK(H=21.5MM; SPECIAL HEIGHT;TOTAL 9FINS )  
ML= WITH FIN PIN STYLE HEAT SINK(H=16.2MM; SPECIAL HEIGHT;TOTAL 10FINS )  
19= WITH FIN PIN STYLE HEAT SINK(H=6.6MM; SPECIAL HEIGHT;TOTAL 11FINS; COLORLESS ANODIZED )  
44 = WITH ZIPPED FIN STYLE HEAT SINK(H=6.6MM; FRONT TO BACK AIR FLOW; 13FINS)  
53 = WITH ZIPPED FIN STYLE HEAT SINK(H=22.5MM; FRONT TO BACK AIR FLOW; 15FINS; COPPER; WITH HEATPIPE)  
0M =WITH ZIPPED FIN STYLE HEAT SINK(H=7.7MM; FRONT TO BACK AIR FLOW; 17FINS; WITH HEATPIPE)



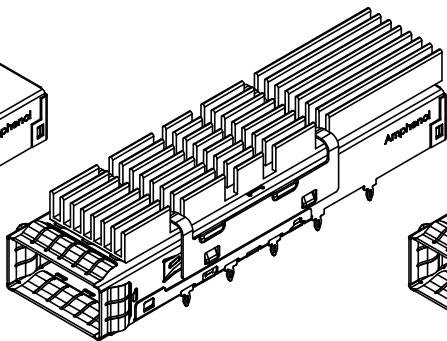
PN: UE36-C16200-X644A  
SHOWN



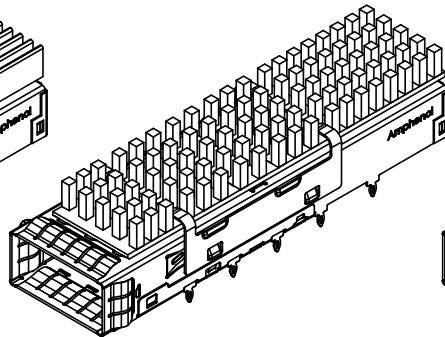
PN: UE36-C16200-X6D6A  
SHOWN



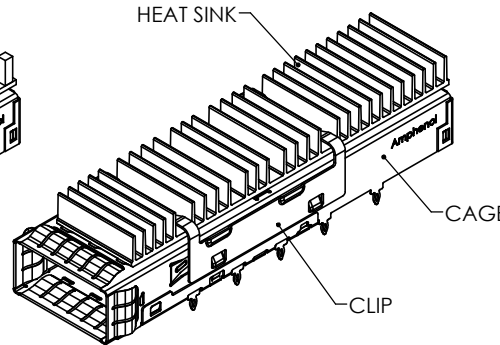
PN: UE36-C16200-06011  
SHOWN



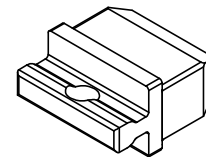
PN: UE36-C16200-X6AXX  
SHOWN



PN: UE36-C16200-X6BXX  
SHOWN



PN: UE36-C16200-X6CXX  
SHOWN



**CONDUCTIVE DUST COVER**  
SHOWN (OPTIONAL)  
SHIPPED LOOSE  
P/N U90-1401-8000-BP

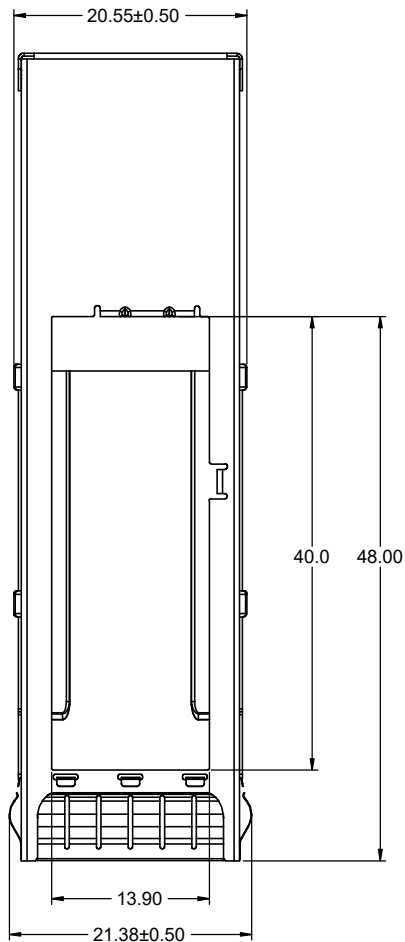
**NOTES:**

- MATERIAL:  
CAGE AND EMI SPRINGS: COPPER ALLOY  
HEAT SINK: ALUMINUM ALLOY OR COPPER, NICKEL PLATING OR ANODIZED  
HEAT SINK CLIP: STAINLESS STEEL

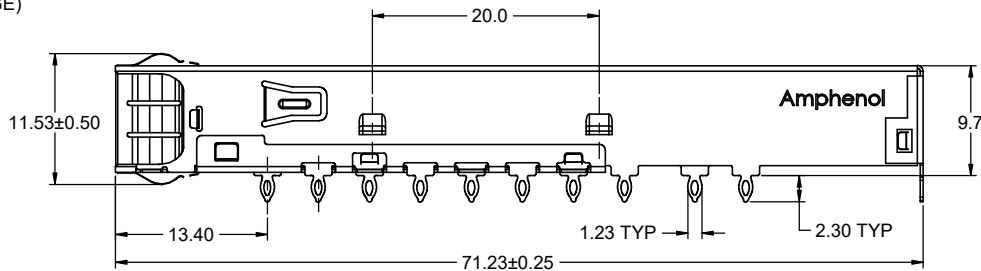
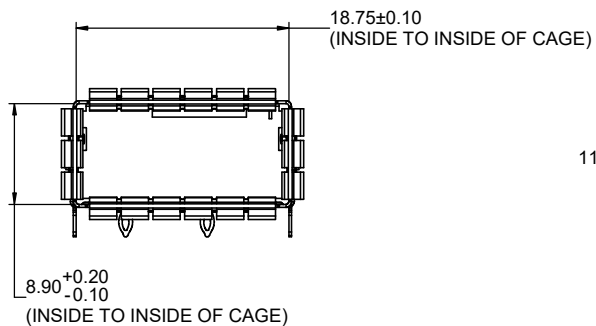
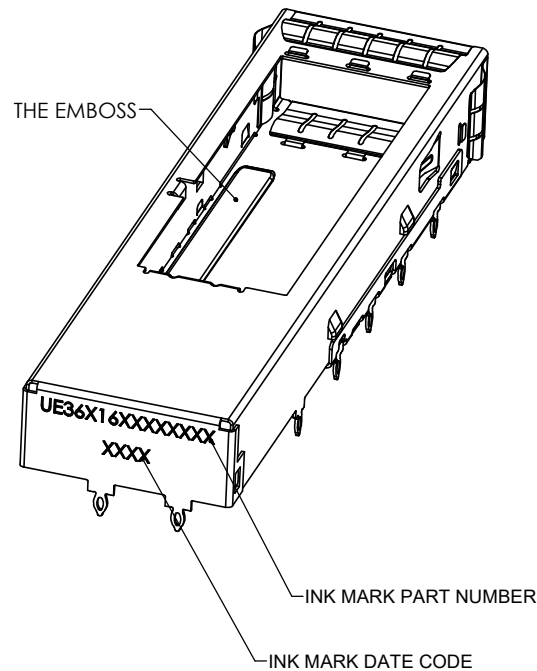


UNLESS SPECIFIED OTHERWISE	DRAWN	Peter Z	JAN.2, 19
UNIT	MILLIMETERS	CHECKED	Chigow X
REFERENCE IN PARENTHESES	M.E. APP'D	Q.A. APP'D	
GENERAL TOLERANCES	DWG. APP'D	Arkady Z	JAN.2, 19
1 DECIMAL PLACE	±0.25	ENG. REL. NO.	-
2 DECIMAL PLACES	±0.15	REF.	
ANGULAR DEGREES	±1°	THIRD ANGLE PROJECTION	
		DO NOT SCALE DRAWING	

<b>Amphenol High Speed Interconnects</b>			
A Division of Amphenol Corp. <a href="http://www.amphenol-highspeed.com">www.amphenol-highspeed.com</a>			
QSFP-DD 1X1 CAGE ASSEMBLY			
2 REAR PIN			
WITH HEAT SINK OPTION, WITH			
EMBOSSES ON THE BOTTOM CAGE			
DWG. NO.	P-UE36-C162XX-X6XXX		
REV	J		
CODE ID NO.	03554	DWG SIZE:	C
SCALE:	1:1	SHEET	1 OF 10

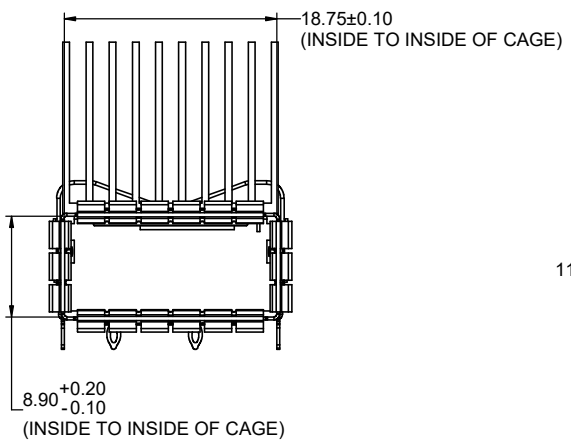
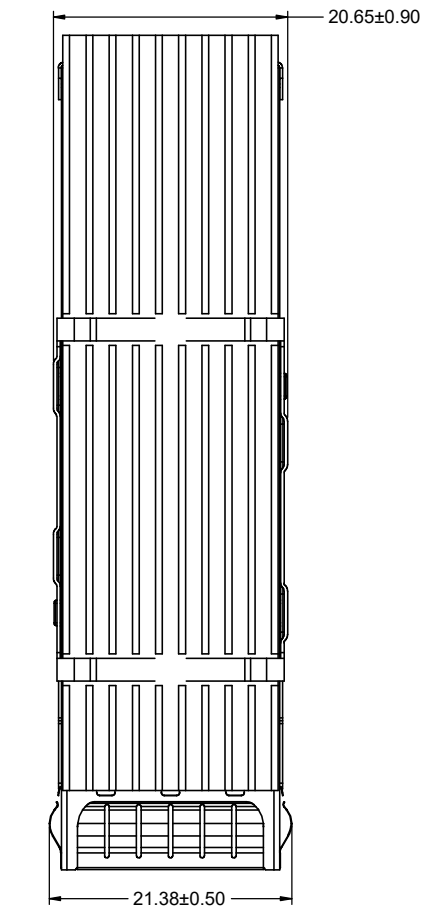


PN: UE36-C16200-06001 SHOWN

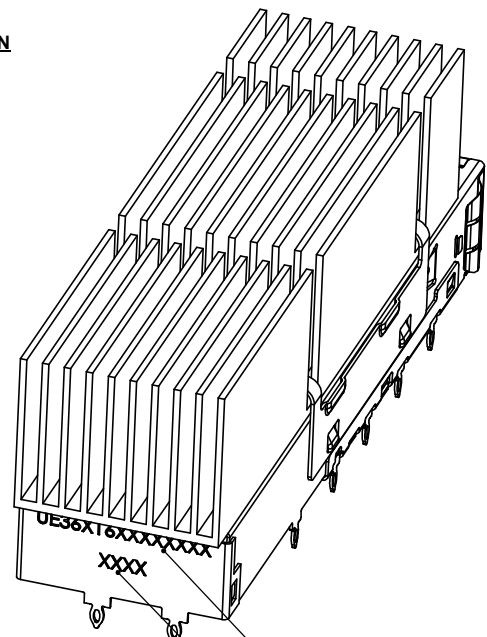


UNLESS SPECIFIED OTHERWISE		DRAWN	Peter Z	JAN.2, 19
UNIT	MILLIMETERS	CHECKED	Chigow X	JAN.2, 19
REFERENCE IN PARENTHESES		M.E. APP'D		
GENERAL TOLERANCES		Q.A. APP'D		
1 DECIMAL PLACE	±0.25	DWG. APP'D	Arkady Z	JAN.2, 19
2 DECIMAL PLACES	±0.15	ENG. REL. NO.	-	
ANGULAR DEGREES	±1°	REF.		
		THIRD ANGLE PROJECTION		DO NOT SCALE DRAWING

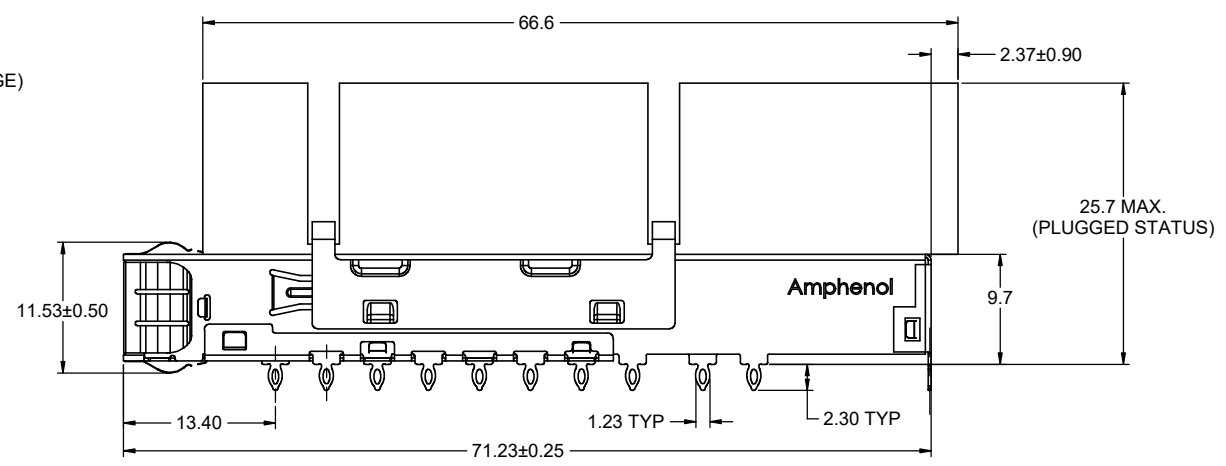
<b>Amphenol High Speed Interconnects</b>			
A Division of Amphenol Corp. <a href="http://www.amphenol-highspeed.com">www.amphenol-highspeed.com</a>			
QSFP-DD 1X1 CAGE ASSEMBLY			
2 REAR PIN			
WITH HEAT SINK OPTION, WITH			
EMBOSSSES ON THE BOTTOM CAGE			
DWG. NO.	P-UE36-C162XX-X6XXX		
CODE ID. NO.	03554	DWG. SIZE:	C
SCALE:	2:1	SHEET 2 OF	10



PN: UE36-C16200-X6MLA SHOWN



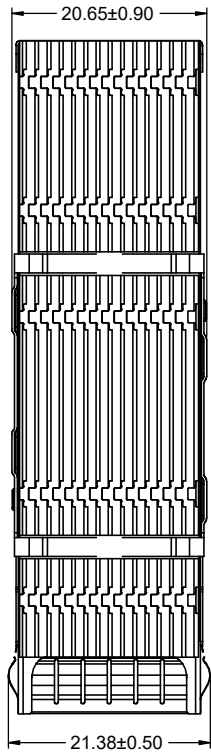
INK MARK PART NUMBER  
INK MARK DATE CODE



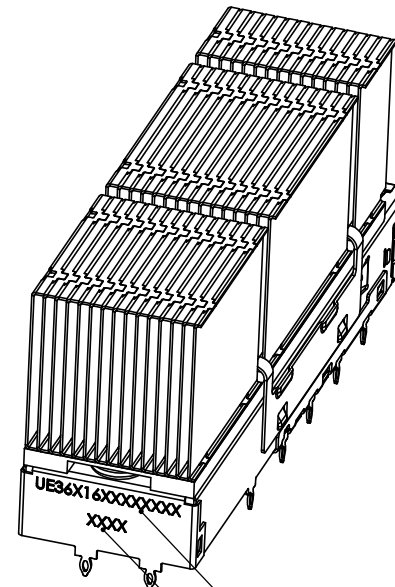
UNLESS SPECIFIED OTHERWISE		DRAWN	Peter Z	JAN.2, 19
UNIT	MILLIMETERS	CHECKED	Chigow X	JAN.2, 19
REFERENCE IN PARENTHESES		M.E. APP'D		
GENERAL TOLERANCES		Q.A. APP'D		
1 DECIMAL PLACE	±0.25	DWG. APP'D	Arkady Z	JAN.2, 19
2 DECIMAL PLACES	±0.15	ENG. REL. NO.	-	
ANGULAR DEGREES	±1°	REF.		
		THIRD ANGLE PROJECTION		DO NOT SCALE DRAWING

<b>Amphenol High Speed Interconnects</b>				
A Division of Amphenol Corp. <a href="http://www.amphenol-highspeed.com">www.amphenol-highspeed.com</a>				
<b>QSFP-DD 1X1 CAGE ASSEMBLY</b>				
<b>2 REAR PIN</b>				
<b>WITH HEAT SINK OPTION, WITH</b>				
<b>EMBOSES ON THE BOTTOM CAGE</b>				
DWG. NO.	P-UE36-C162XX-X6XXX			REV
				J
CODE ID. NO.	03554	DWG. SIZE:	C	SCALE: 2:1
			SHEET 3 OF 10	

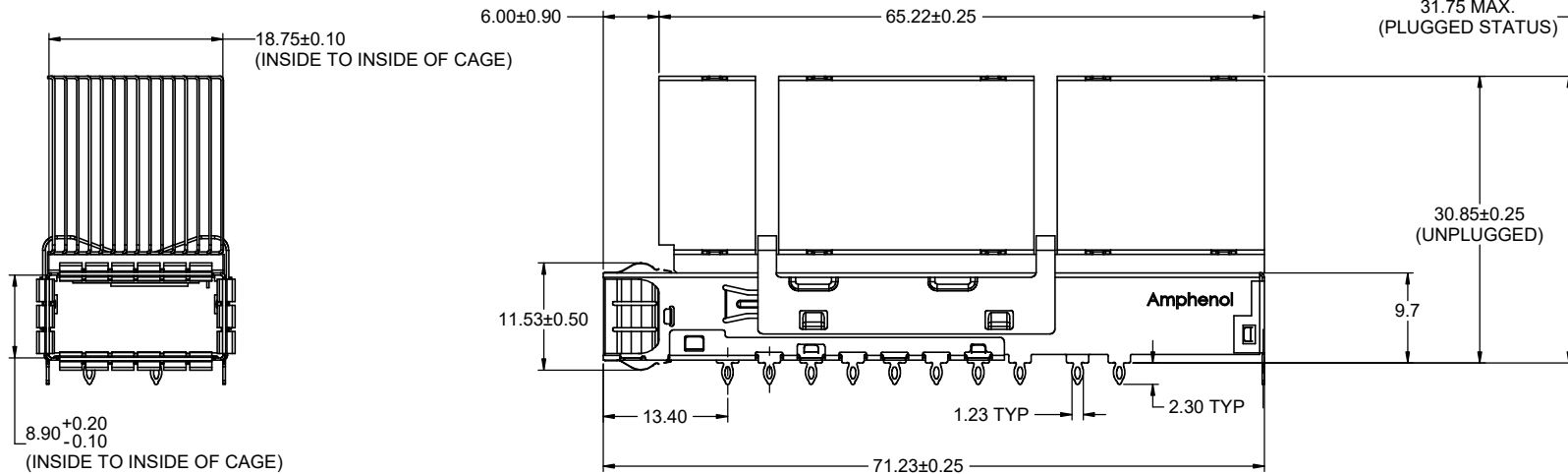
THIS DOCUMENT CONTAINS PROPRIETARY INFORMATION AND SUCH INFORMATION MAY NOT BE DISCLOSED TO OTHERS FOR ANY PURPOSE OR USED FOR MANUFACTURING PURPOSES WITHOUT WRITTEN PERMISSION FROM AMPHENOL CANADA CORP.



PN: UE36-C16200-0653A SHOWN



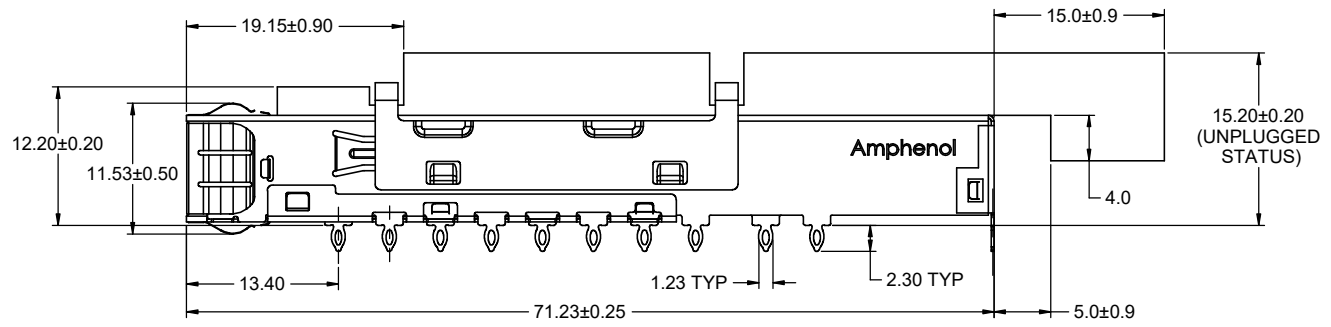
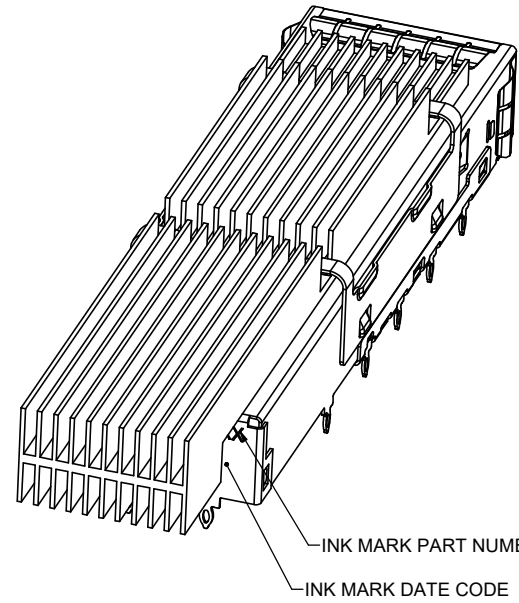
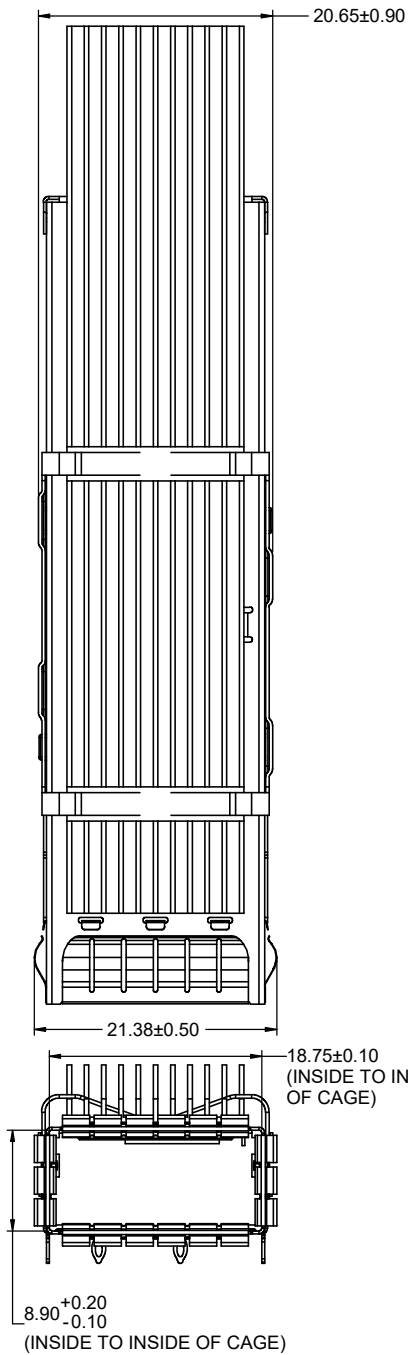
INK MARK PART NUMBER  
INK MARK DATE CODE



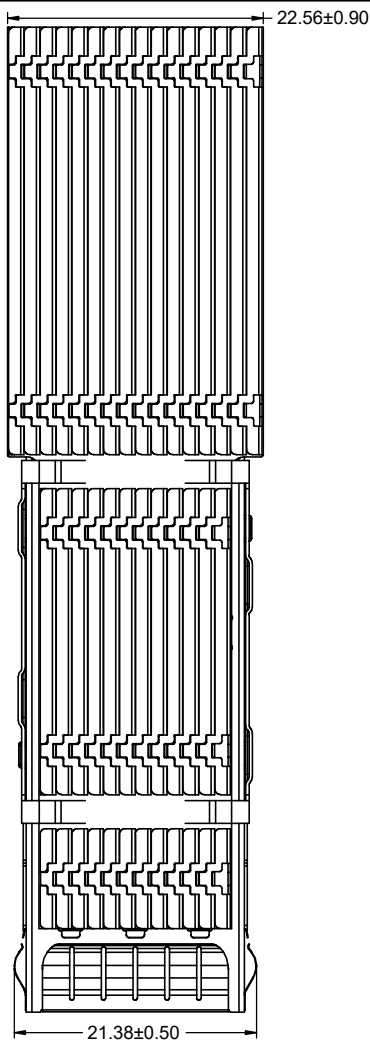
UNLESS SPECIFIED OTHERWISE		DRAWN	Peter Z	JAN.2, 19
UNIT	MILLIMETERS	CHECKED	Chigow X	JAN.2, 19
REFERENCE IN PARENTHESES		M.E. APP'D		
GENERAL TOLERANCES		Q.A. APP'D		
1 DECIMAL PLACE	±0.25	DWG. APP'D	Arkady Z	JAN.2, 19
2 DECIMAL PLACES	±0.15	ENG. REL. NO.	-	
ANGULAR DEGREES	±1°	REF.		
		THIRD ANGLE PROJECTION		DO NOT SCALE DRAWING

<b>Amphenol High Speed Interconnects</b>			
A Division of Amphenol Corp. <a href="http://www.amphenol-highspeed.com">www.amphenol-highspeed.com</a>			
QSFP-DD 1X1 CAGE ASSEMBLY			
2 REAR PIN			
WITH HEAT SINK OPTION, WITH			
EMBOSES ON THE BOTTOM CAGE			
DWG. NO.	P-UE36-C162XX-X6XXX		REV
			J
CODE ID NO.	03554	DWG SIZE: C	SCALE: 2:1 SHEET 4 OF 10

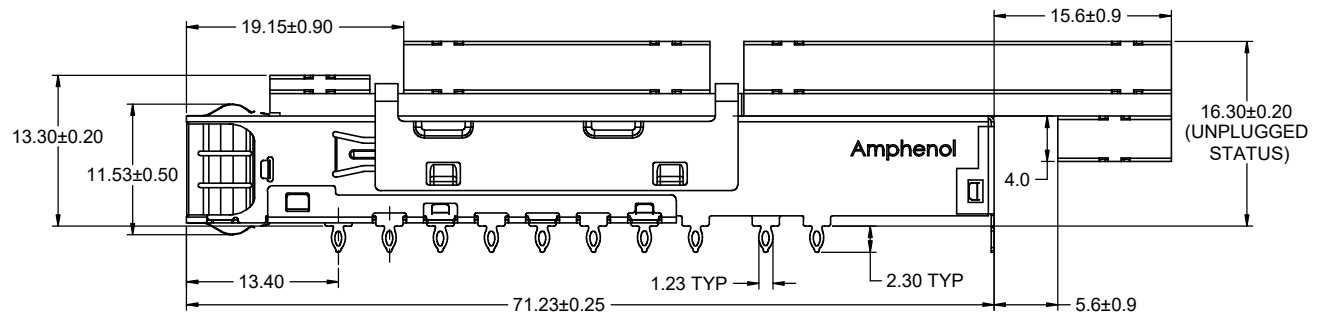
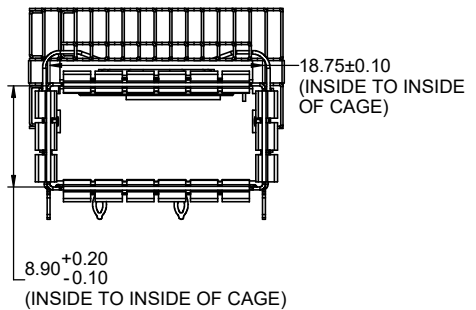
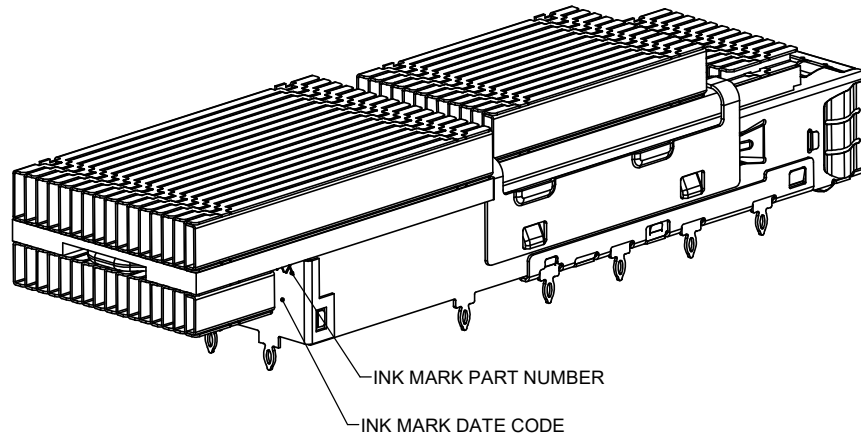
PN: UE36-C16200-X619A SHOWN



UNLESS SPECIFIED OTHERWISE		DRAWN	Peter Z	JAN.2, 19	<b>Amphenol High Speed Interconnects</b> A Division of Amphenol Corp. <a href="http://www.amphenol-highspeed.com">www.amphenol-highspeed.com</a> <b>QSFP-DD 1X1 CAGE ASSEMBLY</b> <b>2 REAR PIN</b> <b>WITH HEAT SINK OPTION, WITH</b> <b>EMBOSES ON THE BOTTOM CAGE</b>
UNIT	MILLIMETERS	CHECKED	Chigow X	JAN.2, 19	
REFERENCE IN PARENTHESES		M.E. APP'D			
GENERAL TOLERANCES		Q.A. APP'D			
1 DECIMAL PLACE	±0.25	DWG. APP'D	Arkady Z	JAN.2, 19	
2 DECIMAL PLACES	±0.15	ENG. REL. NO.	-		
ANGULAR DEGREES	±1°	REF.			DWG. NO.
		THIRD ANGLE PROJECTION		DO NOT SCALE DRAWING	<b>P-UE36-C162XX-X6XXX</b> CODE ID NO. 03554 DWG SIZE: C SCALE: 2:1 SHEET 5 OF 10

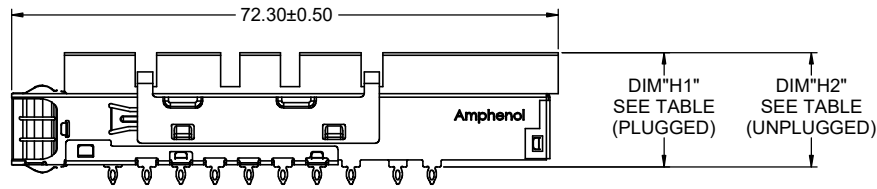


PN: UE36-C16200-060MA SHOWN

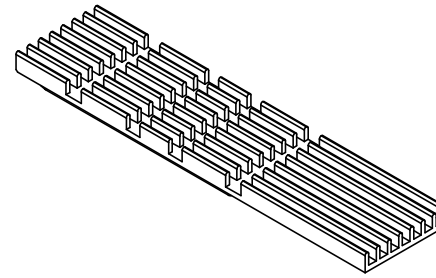


UNLESS SPECIFIED OTHERWISE		DRAWN	Peter Z	JAN.2, 19
UNIT	MILLIMETERS	CHECKED	Chigow X	JAN.2, 19
REFERENCE IN PARENTHESES		M.E. APP'D		
GENERAL TOLERANCES		Q.A. APP'D		
1 DECIMAL PLACE	±0.25	DWG. APP'D	Arkady Z	JAN.2, 19
2 DECIMAL PLACES	±0.15	ENG. REL. NO.	-	
ANGULAR DEGREES	±1°	REF.		
		THIRD ANGLE PROJECTION		DO NOT SCALE DRAWING

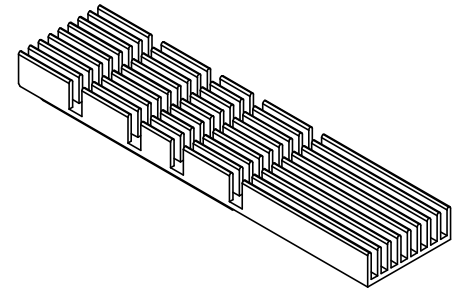
<b>Amphenol High Speed Interconnects</b>			
A Division of Amphenol Corp. <a href="http://www.amphenol-highspeed.com">www.amphenol-highspeed.com</a>			
<b>QSFP-DD 1X1 CAGE ASSEMBLY</b>			
<b>2 REAR PIN</b>			
<b>WITH HEAT SINK OPTION, WITH</b>			
<b>EMBOSES ON THE BOTTOM CAGE</b>			
DWG. NO.	P-UE36-C162XX-X6XXX		REV
			J
CODE ID. NO.	03554	DWG. SIZE: C	SCALE: 2:1 SHEET 6 OF 10



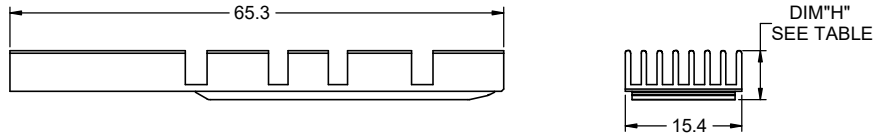
**PN: UE36-C1620X-X6XXX SHOWN  
WITH HEAT SINK VIEW  
OTHER DIMENSIONS SEE PAGE 2.**



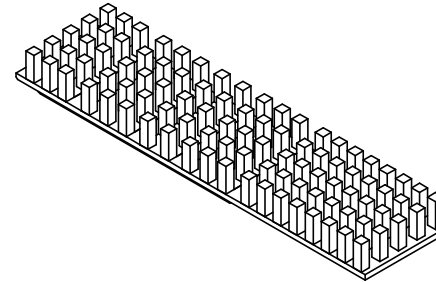
**HEAT SINK VIEW PN U36-1101-6XXA-BP**



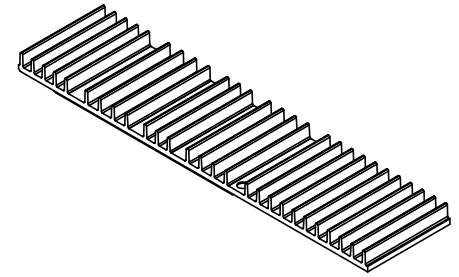
**HEAT SINK VIEW PN U36-1101-6XXA-F-BP**



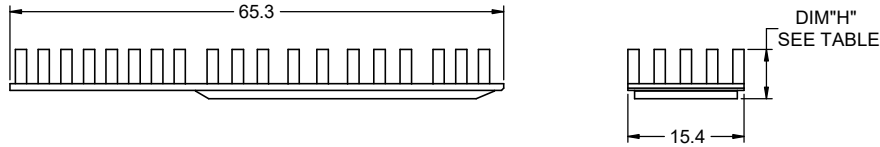
**HEAT SINK VIEW PN U36-1101-6XXA-BP  
SEE TABLE**



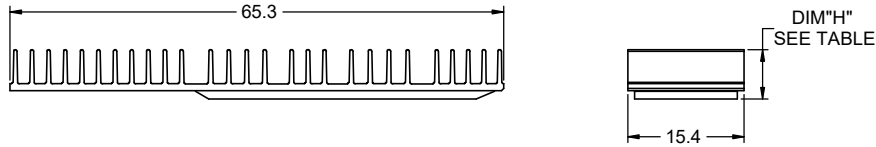
**HEAT SINK VIEW PN U36-1101-6XXB-BP**



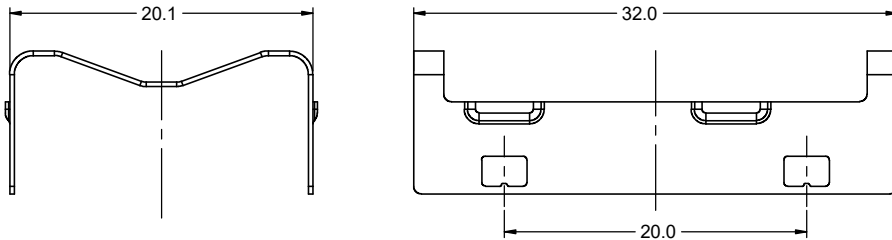
**HEAT SINK VIEW PN U36-1101-6XXC-BP**



**HEAT SINK VIEW PN U36-1101-6XXB-BP  
SEE TABLE**



**HEAT SINK VIEW PN U36-1101-6XXC-BP  
SEE TABLE**



**CLIP VIEW PN U90-1101-7060-BP**

**NOTE: DIMENSION OF CLIP AND HEAT SINK IS ONLY FOR REFERENCE, WHICH IS CHECKED BY ASSY.**

PART NUMBER	HEAT SINK P/N	DIM"H"	DIM"H1"	DIM"H2"
UE36C16200X6XRX	U36-1101-6DXD-BP	3.0MM	12.5MM	11.6MM
UE36C16200X6X2X	U36-1101-6X1X-BP	4.2MM	13.7MM	12.8MM
UE36C16200X6X3X	U36-1101-6X0X-BP	6.5MM	16.0MM	15.1MM
UE36C16200X6X4X	U36-1101-6X2X-BP	13.5MM	23.0MM	22.1MM
UE36C16200X6X5X	U36-1101-6X3X-BP	4.5MM	14.0MM	13.1MM
UE36C16200X6X6X	U36-1101-6X5X-BP	21.5MM	31.0MM	30.1MM
UE36C16200X6XJX	U36-1101-6XAX-BP	9.5MM	19.0MM	18.1MM
UE36C16200X644X	U36-1101-6X0K20-BP	6.6MM	16.1MM	15.2MM
UE36C16200X60MX	U36-1101-61TKH9-BP	7.7MM	17.2MM	16.3MM

UNLESS SPECIFIED OTHERWISE		DRAWN	Peter Z	JAN.2, 19
UNIT	MILLIMETERS	CHECKED	Chigow X	JAN.2, 19
REFERENCE IN PARENTHESES		M.E. APP'D		
		Q.A. APP'D		
GENERAL TOLERANCES		ENG. APP'D	Arkady Z	JAN.2, 19
1 DECIMAL PLACE	±0.25	ENG. REL. NO.	-	
2 DECIMAL PLACES	±0.15	REF.		
ANGULAR DEGREES	±1°	THIRD ANGLE PROJECTION		DO NOT SCALE DRAWING

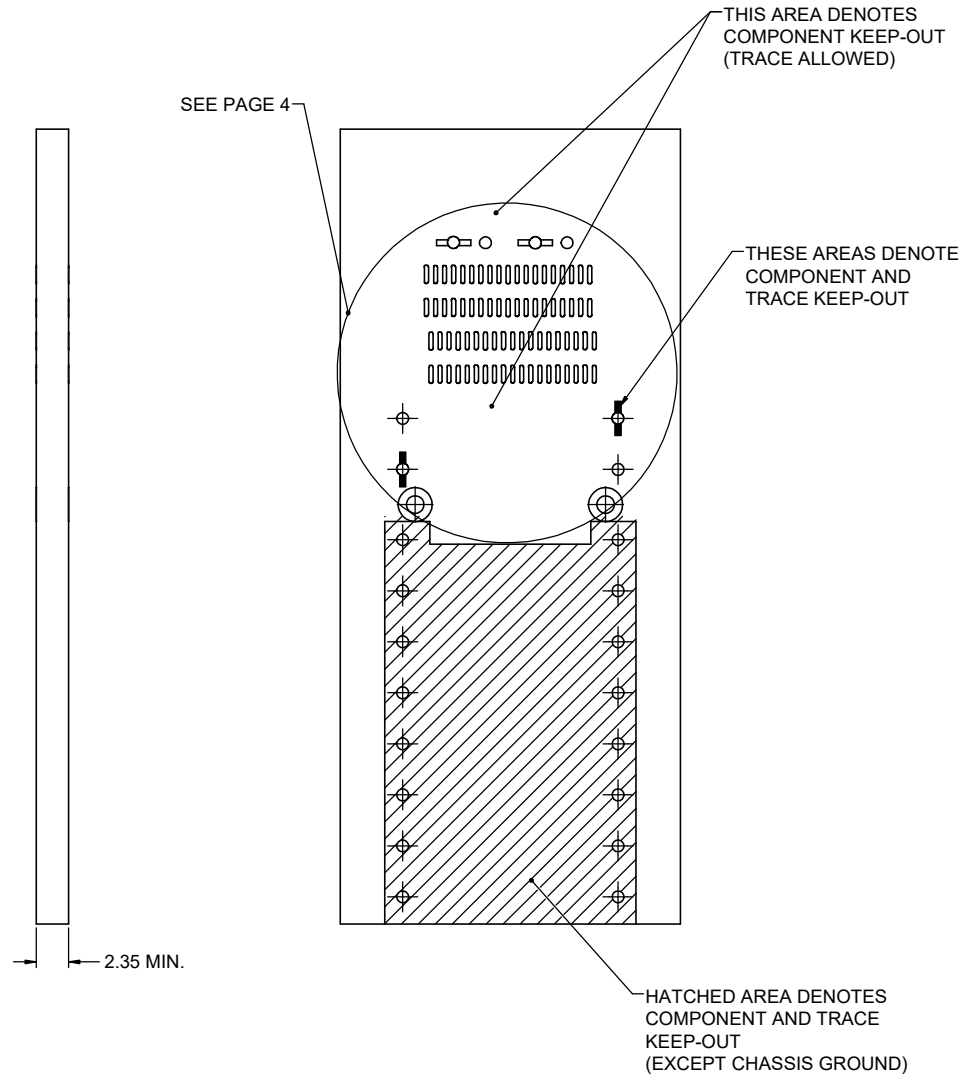
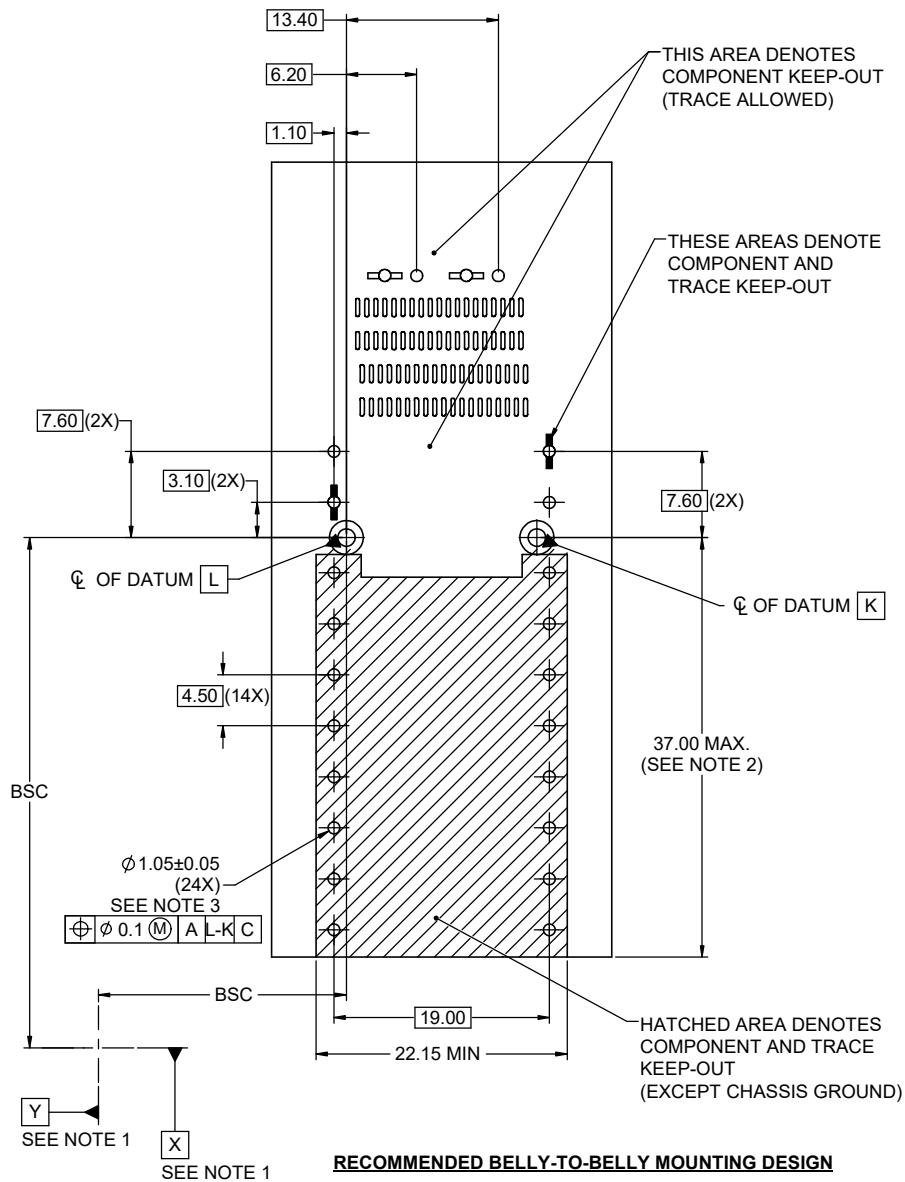
**Amphenol High Speed Interconnects**  
 A Division of Amphenol Corp. [www.amphenol-highspeed.com](http://www.amphenol-highspeed.com)  
**QSFP-DD 1X1 CAGE ASSEMBLY**  
**2 REAR PIN**  
 WITH HEAT SINK OPTION, WITH  
 EMBOSES ON THE BOTTOM CAGE

DWG. NO. **P-UE36-C162XX-X6XXX** REV **J**

CODE ID NO. 03554 DWG SIZE: C SCALE: 2:1 SHEET 7 OF 10







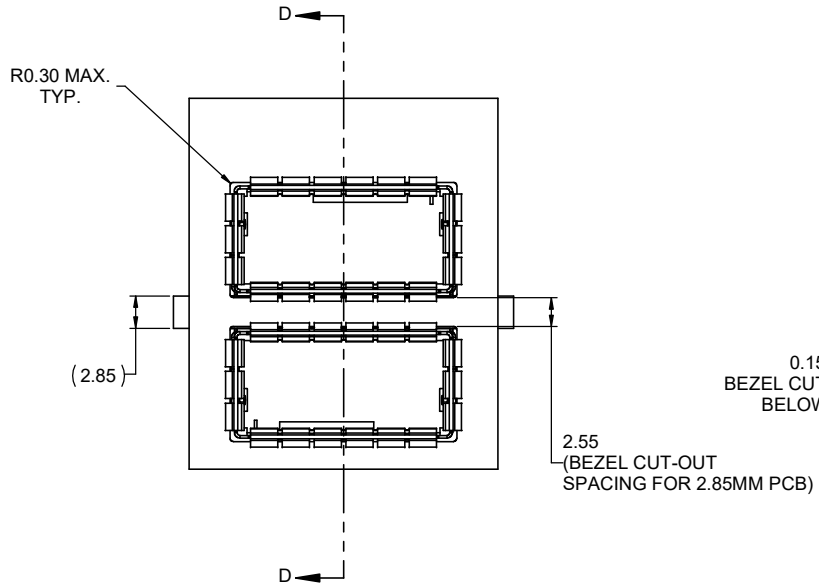
NOTES:

- DATUMS X AND Y ESTABLISHED BY CUSTOMER'S FIDUCIAL.
- LOCATION OF EDGE OF PCB IS APPLICATION SPECIFIC.
- FINISHED HOLE SIZE.

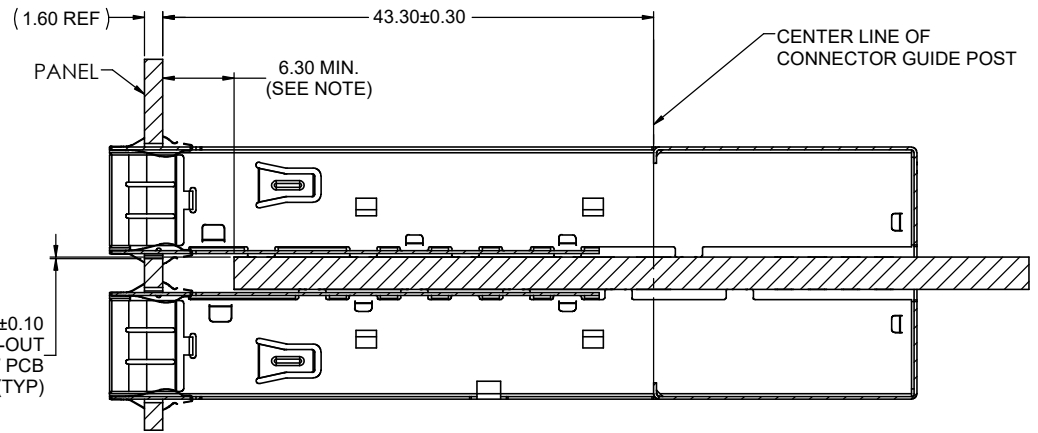
THIS DOCUMENT CONTAINS PROPRIETARY INFORMATION AND SUCH INFORMATION MAY NOT BE DISCLOSED TO OTHERS FOR ANY PURPOSE OR USED FOR MANUFACTURING PURPOSES WITHOUT WRITTEN PERMISSION FROM AMPHENOL CANADA CORP.

UNLESS SPECIFIED OTHERWISE		DRAWN	Peter Z	JAN.2, 19
UNIT	MILLIMETERS	CHECKED	Chigow X	JAN.2, 19
REFERENCE IN PARENTHESES		M.E. APP'D		
GENERAL TOLERANCES		Q.A. APP'D		
1 DECIMAL PLACE	±0.25	DWG. APP'D	Arkady Z	JAN.2, 19
2 DECIMAL PLACES	±0.05	ENG. REL. NO.	-	
ANGULAR DEGREES	±1°	REF.		
		THIRD ANGLE PROJECTION		
		DO NOT SCALE DRAWING		

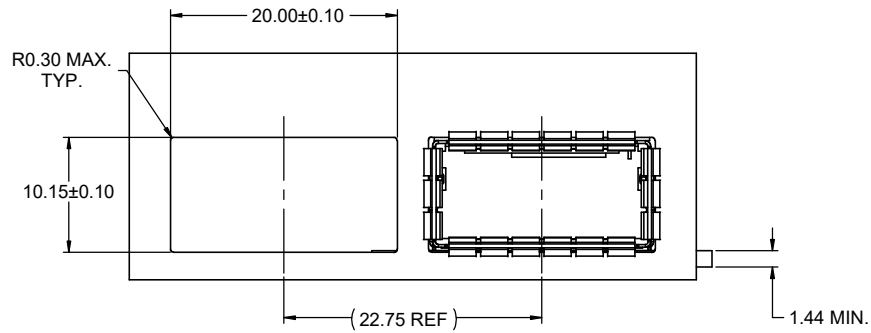
<b>Amphenol High Speed Interconnects</b>			
A Division of Amphenol Corp. <a href="http://www.amphenol-highspeed.com">www.amphenol-highspeed.com</a>			
<b>QSFP-DD 1X1 CAGE ASSEMBLY</b>			
<b>2 REAR PIN</b>			
<b>WITH HEAT SINK OPTION, WITH</b>			
<b>EMBOSES ON THE BOTTOM CAGE</b>			
DWG. NO.	P-UE36-C162XX-X6XXX		REV
			J
CODE ID NO.	03554	DWG SIZE:	C
SCALE:	2:1	SHEET	9 OF 10



**RECOMMENDED BELLY-TO-BELLY MOUNTING DESIGN**



SECTION D-D  
SCALE 3 : 1



**RECOMMENDED SINGLE SIDE MOUNTING DESIGN**

NOTES:  
LOCATION OF EDGE OF PCB IS APPLICATION SPECIFIC.

THIS DOCUMENT CONTAINS PROPRIETARY INFORMATION AND SUCH INFORMATION MAY NOT BE DISCLOSED TO OTHERS FOR ANY PURPOSE OR USED FOR MANUFACTURING PURPOSES WITHOUT WRITTEN PERMISSION FROM AMPHENOL CANADA CORP.

UNLESS SPECIFIED OTHERWISE		DRAWN	Peter Z	JAN.2, 19
UNIT	MILLIMETERS	CHECKED	Chigow X	JAN.2, 19
REFERENCE IN PARENTHESES		M.E. APP'D		
GENERAL TOLERANCES		Q.A. APP'D		
1 DECIMAL PLACE	±0.25	DWG. APP'D	Arkady Z	JAN.2, 19
2 DECIMAL PLACES	±0.10	ENG. REL. NO.	-	
ANGULAR DEGREES	±1°	REF.		
		THIRD ANGLE PROJECTION		DO NOT SCALE DRAWING

<b>Amphenol High Speed Interconnects</b>			
A Division of Amphenol Corp. <a href="http://www.amphenol-highspeed.com">www.amphenol-highspeed.com</a>			
QSFP-DD 1X1 CAGE ASSEMBLY			
2 REAR PIN			
WITH HEAT SINK OPTION, WITH			
EMBOSES ON THE BOTTOM CAGE			
DWG. NO.	P-UE36-C162XX-X6XXX		REV
			J
CODE ID NO.	03554	DWG SIZE: C	SCALE: 2:1 SHEET 10 OF 10